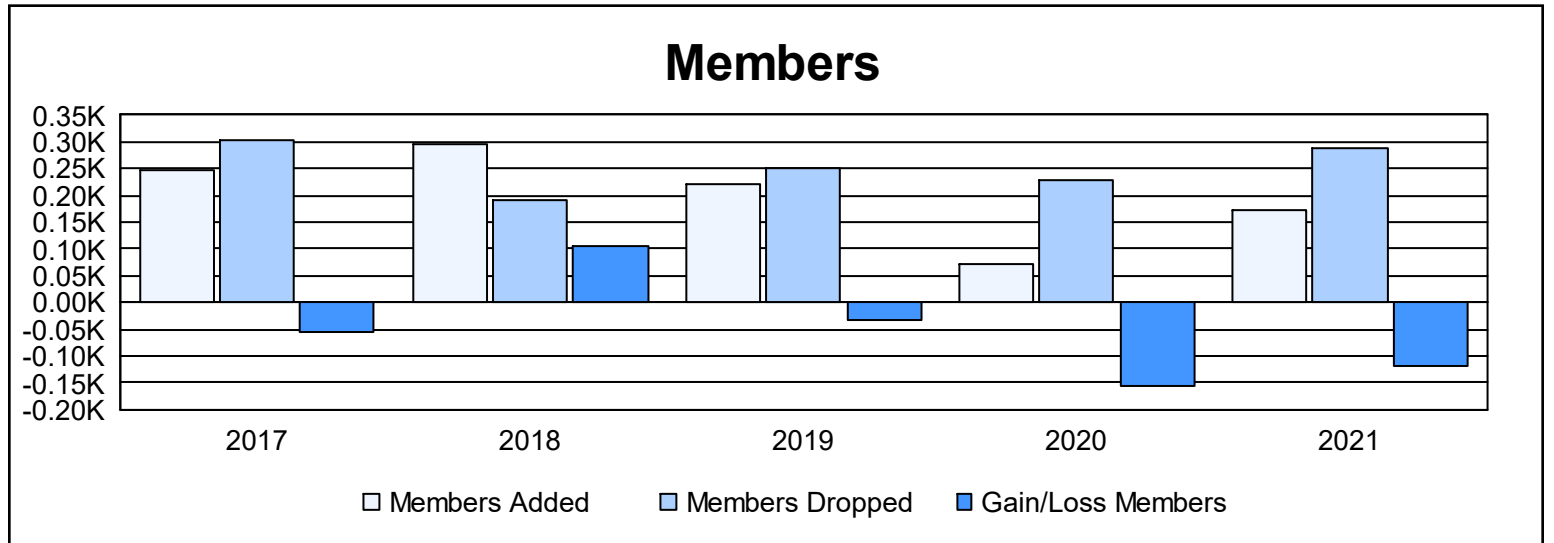
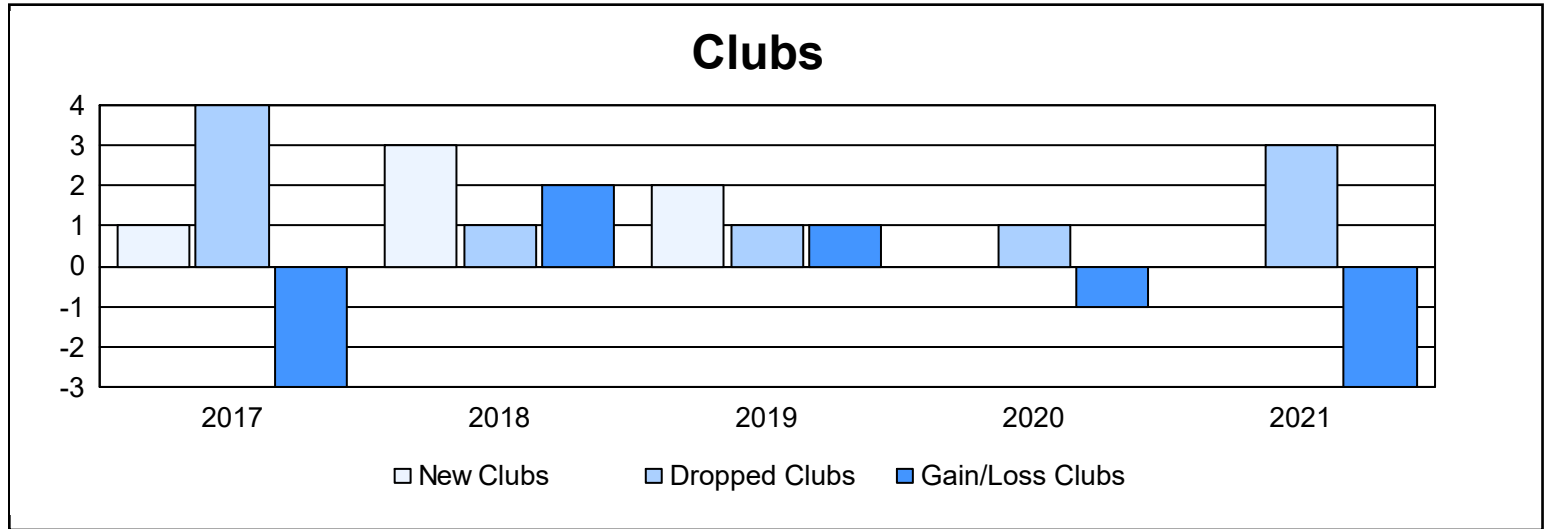
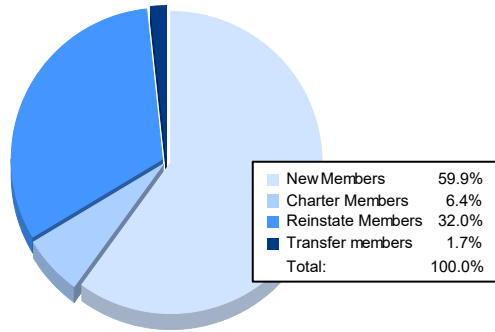


| Year           | New Clubs | Dropped Clubs | Gain/ Loss Clubs | New Members | Charter Members | Reinstate Members | Transfer Members | Total Member Added | Total Members Dropped | Gain/ Loss Members |
|----------------|-----------|---------------|------------------|-------------|-----------------|-------------------|------------------|--------------------|-----------------------|--------------------|
| 2016-2017      | 1         | 4             | -3               | 202         | 32              | 4                 | 10               | 248                | 303                   | -55                |
| 2017-2018      | 3         | 1             | 2                | 172         | 100             | 15                | 8                | 295                | 190                   | 105                |
| 2018-2019      | 2         | 1             | 1                | 158         | 49              | 4                 | 9                | 220                | 251                   | -31                |
| 2019-2020      | 0         | 1             | -1               | 67          | 1               | 4                 | 0                | 72                 | 228                   | -156               |
| 2020-2021      | 0         | 3             | -3               | 103         | 11              | 55                | 3                | 172                | 289                   | -117               |
| <b>Average</b> | <b>1</b>  | <b>2</b>      | <b>-1</b>        | <b>140</b>  | <b>39</b>       | <b>16</b>         | <b>6</b>         | <b>201</b>         | <b>252</b>            | <b>-51</b>         |



### Membership Composition June 2021 Cumulative



### Gender Composition June 2021 Cumulative

